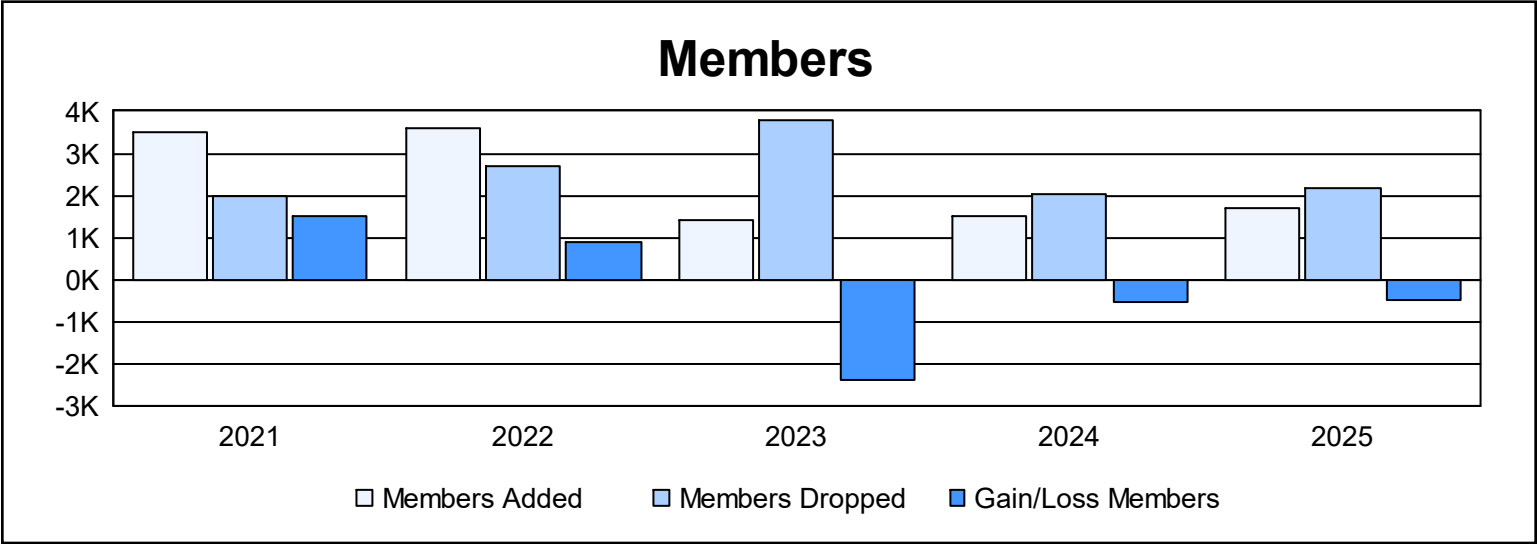
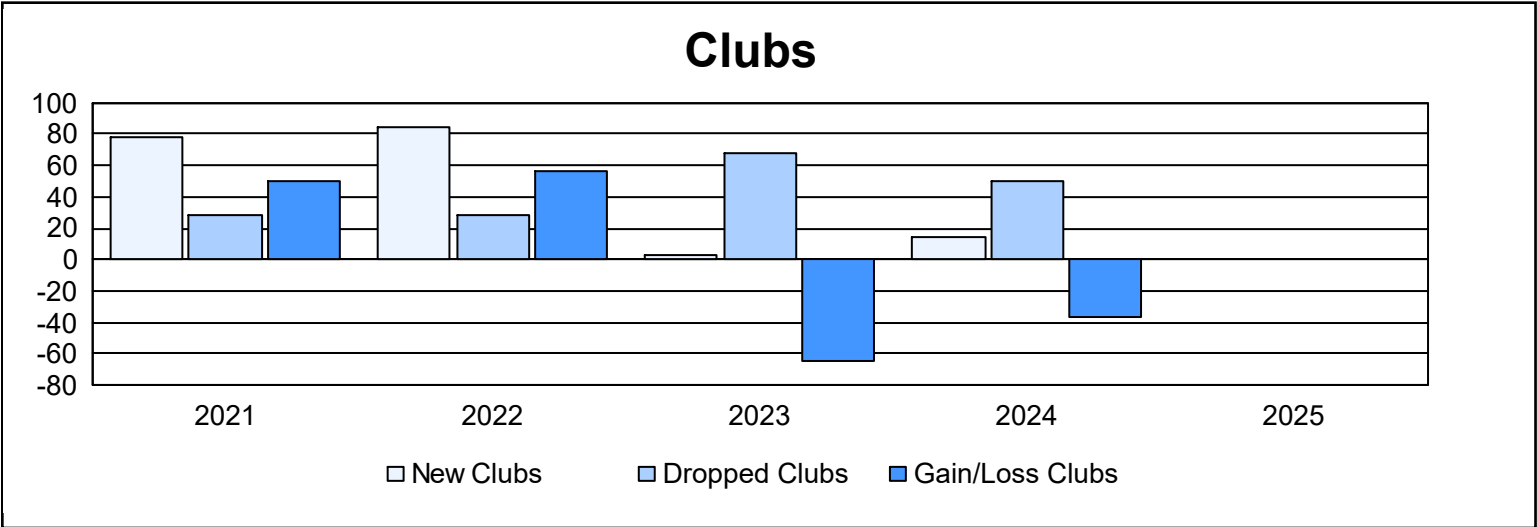
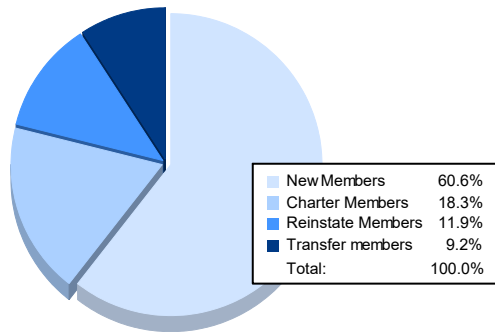


Year	New Clubs	Dropped Clubs	Gain/ Loss Clubs	New Members	Charter Members	Reinstate Members	Transfer Members	Total Member Added	Total Members Dropped	Gain/ Loss Members
2020-2021	78	28	50	1,310	2,000	133	60	3,503	1,991	1,512
2021-2022	84	28	56	1,363	2,030	115	79	3,587	2,697	890
2022-2023	3	68	-65	889	296	174	38	1,397	3,795	-2,398
2023-2024	14	50	-36	738	375	293	97	1,503	2,031	-528
2024-2025				1,017	307	199	154	1,677	2,164	-487
Average	45	44	1	1,063	1,002	183	86	2,333	2,536	-202



### Membership Composition June 2025 Cumulative



### Gender Composition June 2025 Cumulative

